

LMX9838 Radio Performance Tests

This test data is for TI Designs TIDA-00186

1 Horizontal and vertical antenna emissions in transmit mode

1.1 Description

The purpose of the test is to detect the radiated emissions in the horizontal and vertical dimension from the transmitting DUT forming the antenna lob.

1.2 Preparation

SimplyBlueCommander application has been used to set up the DUTs in correct mode. The following commands have been used.

Command name	Hexadecimal bytes
Enter test mode	02 52 24 01 00 77 01 03
Constant transmit mode, channel 0, PRBS9, DH1, whitening off	02 52 4B 0E 00 AB 02 00 00 02 55 55 55 55 55 55 55 AA 00 03

1.3 Test setup

The turntable, on which the DUT is placed, is turned 5° before each measurement giving an outline of the transmitted power. The frequency range between 2.4GHz and 2.5GHz is analyzed in steps of 600kHz. The DUTs are setup to transmit constantly on channel 0 with a frequency of 2.402GHz. Four measurements are made with each PCB:

- PCB placed horizontally
- PCB placed vertically
- Antenna turned horizontally
- Antenna turned vertically

The battery voltage was monitored during the tests and never fell below 5.2V which guaranties that the same power could be supplied to the module working at 3.3V from the SEPIC converter of the board.

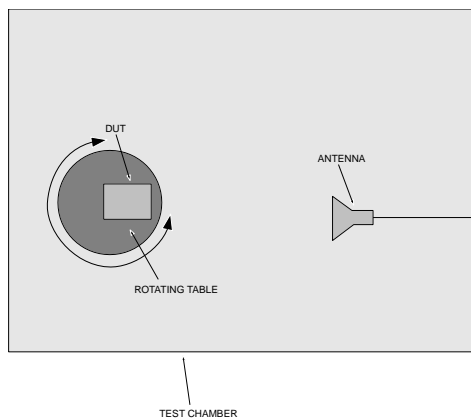


Figure 1. top view

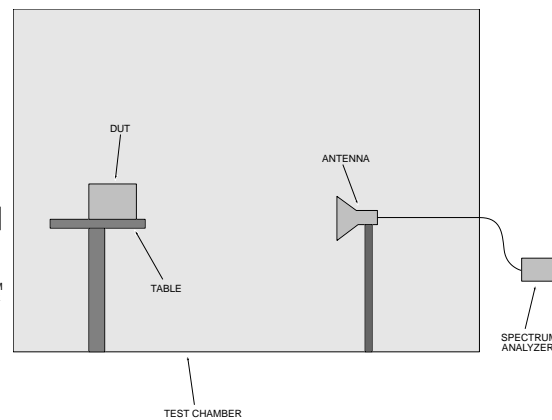




Figure 2. front view



DUT in horizontal position

Turntable

Figure 3.



DUT in vertical position

Figure 4.

1.4 Test equipment

The following test and measurement equipment was utilized for the test.

TEST EQUIPMENT LIST			
Description	Manufacturer	Model	Serial number
Antenna	EMCO	3115 AG	-
Spectrum analyzer	ROHDE&SCHWARZ	FSIQ40 20Hz-40GHz	832682/005
Software	ROHDE&SCHWARZ	ES-K1 v.1.70	-

1.5 Results

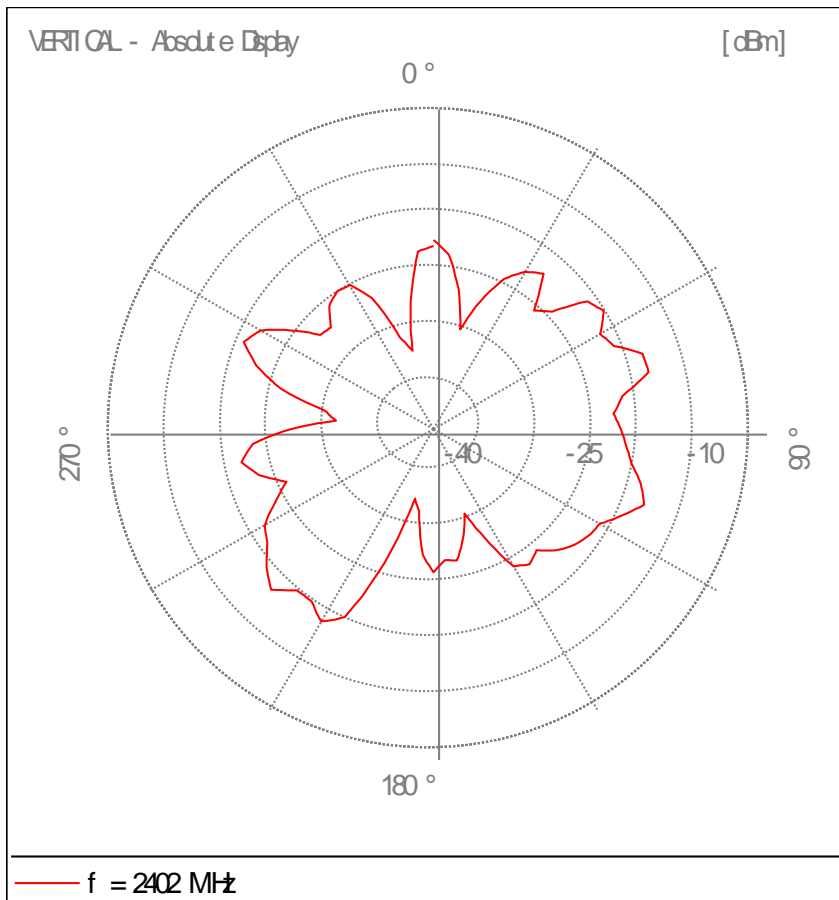


Figure 5.

PCB type	Version	Serial nr.	PCB alignment	Antenna alignment
9838 only	6	1	Horizontal	Vertical

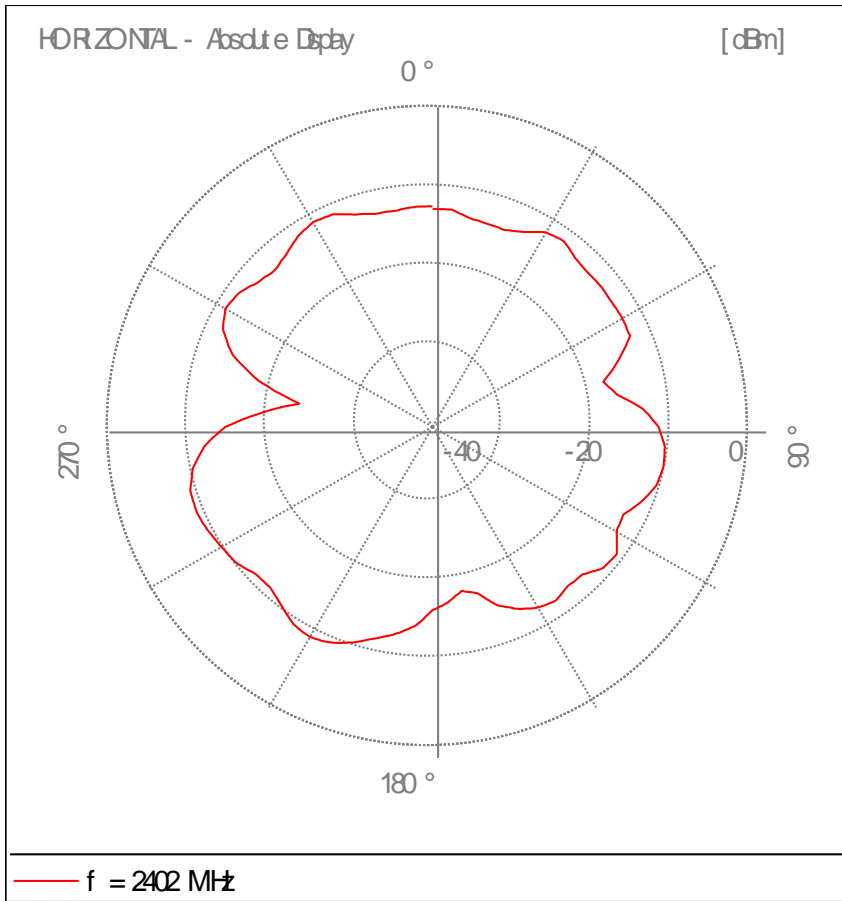


Figure 6.

PCB type	Version	Serial nr.	PCB alignment	Antenna alignment
9838 only	6	1	Horizontal	Horizontal

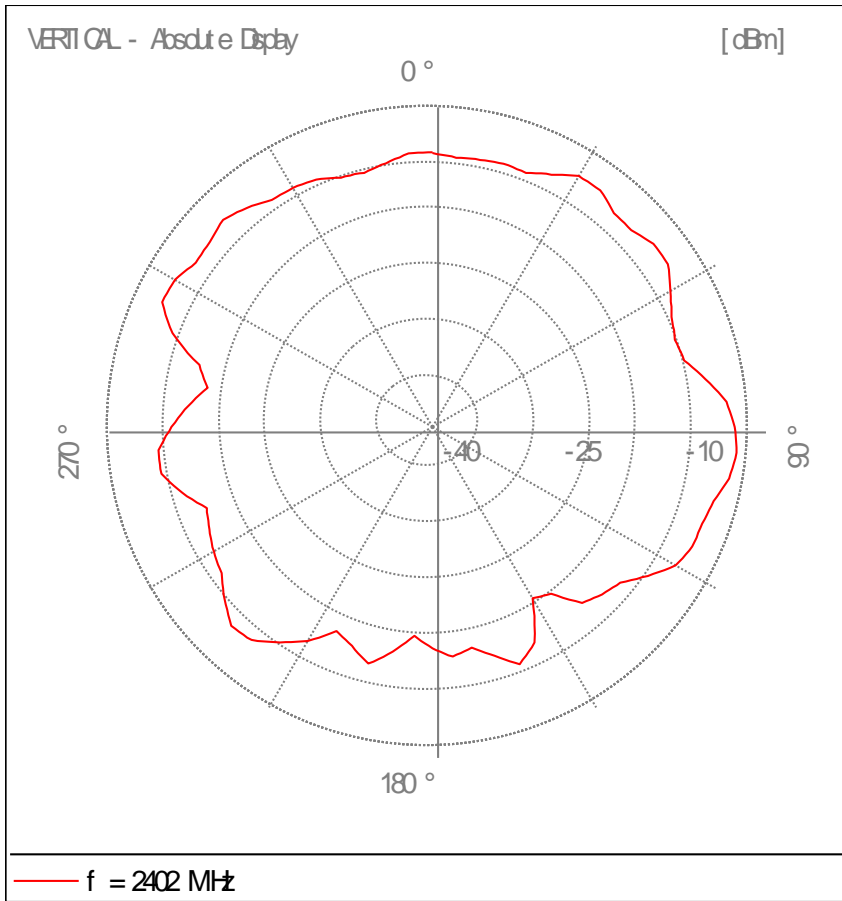


Figure 7.

PCB type	Version	Serial nr.	PCB alignment	Antenna alignment
9838 only	6	1	Vertical	Vertical

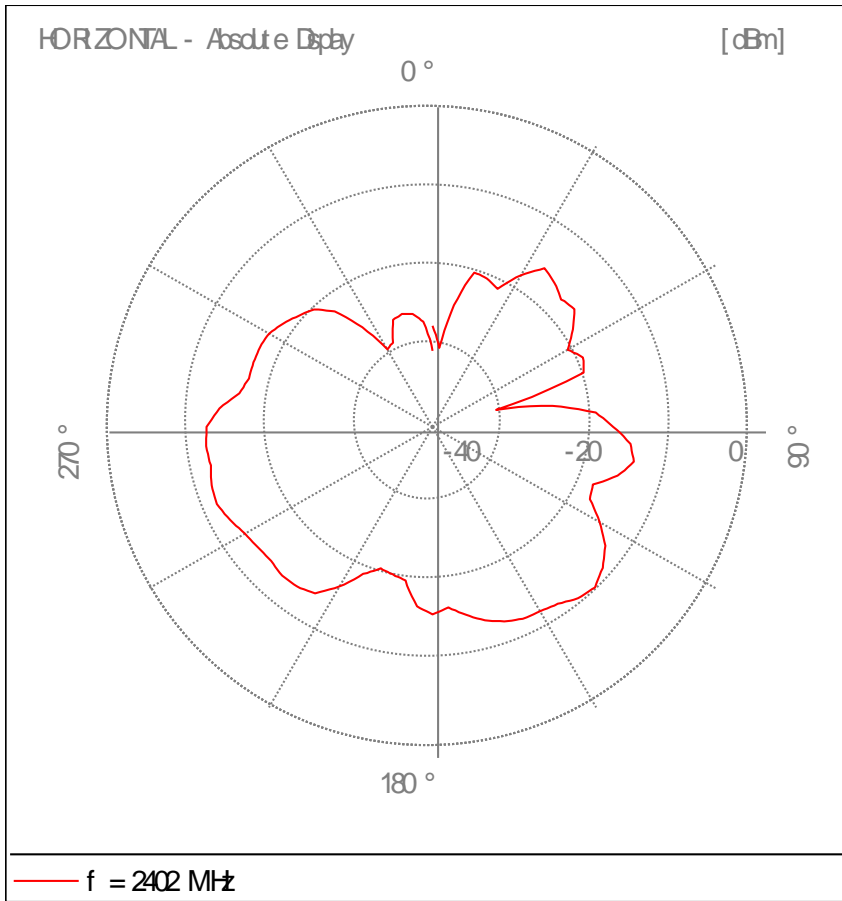


Figure 8.

PCB type	Version	Serial nr.	PCB alignment	Antenna alignment
9838 only	6	1	Vertical	Horizontal

2 Remote name inquiries with file transfer tests in various distances and environments

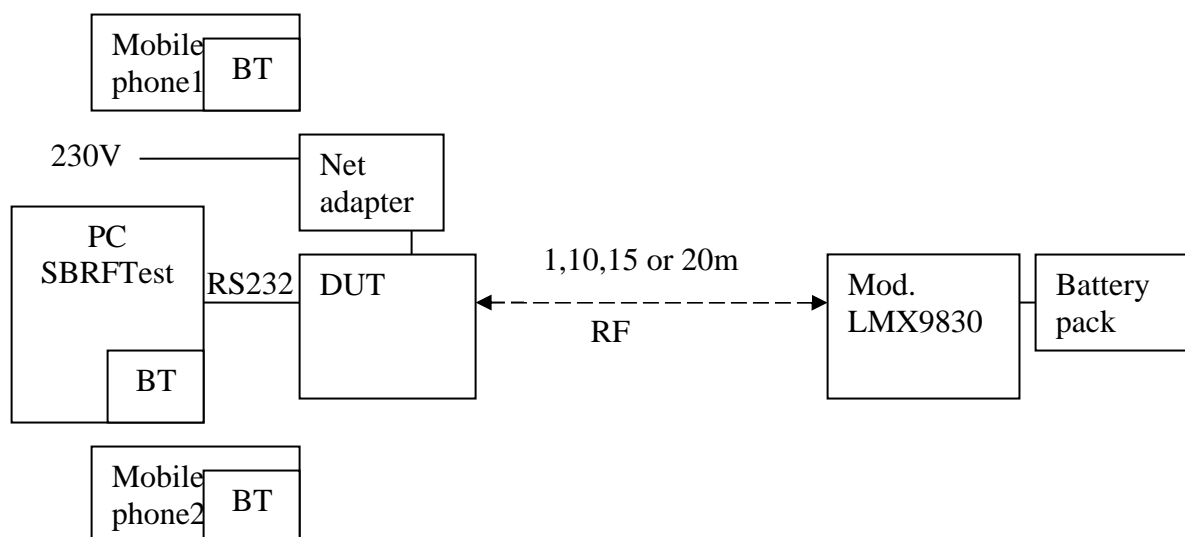
2.1 Description

The purpose of the test is to perform multiple inquiries and name requests on Bluetooth devices in range to determine the hit rate. After that a file transfer is made in order to measure the speed of the data transfer between the DUT and a test device. The tests are done with various distances between the devices.

2.2 Preparation

SBRFTest application has been used to run the DUTs. The application generates an excel file with the results. The DUT is powered by a net adapter while the test device, a LMX9830 evaluation board modified for creating a loop for the sent data, is powered by a battery pack and moved to different distances. For the outdoors test battery packs for both devices were used.

2.3 Test setup



The testing is setup indoors with line of sight between the DUT and the LMX9830 test device. The outdoors tests are performed in an open field with the mobile phones placed on the box of the DUT. The DUTs and the test device are fixed to boxes in order to perform the test under as similar conditions as possible for each DUT.

2.3.1 Outdoors test setup:
Sunny weather, -2°C



Figure 9. modified LMX9830 test device




Figure 10. DUT



Figure 11. Outdoors setup

2.3.2 Indoors setup





Figure 12. modified LMX9830 eval. PCB



Figure 13. DUT



Mobile phones

Figure 14. Test setup

2.4 Test equipment

The following test and measurement equipment was utilized for the tests.

TEST EQUIPMENT LIST				
Description	Manufacturer	Model	BT address	Device name
Mod. LMX9830	National	LMX9830	1000e816e6ad	Dev1 Ser54
Serial adapter PC card	Quatech	DSP-100	-	-
PC laptop	Fujitsu Siemens	S	000b5da2fc27	FSC-MANKAN
Mobile phone 1	Nokia	6230	001262d111f9	Christians mobile
Mobile phone 2	Sony Ericsson	K750i	000fde96e65b	K750i-Mankan
Car radio		KD-BT1	00121cf0d55e	KD-BT1

2.5 Results

2.5.1 Indoor tests

A connection was successfully established up to 15m indoors.

LMX9838EVB v.1 full, s.nr.3

LocalBDAAddr	LocalName	Num of Inquiries	Range	DevAddr	DevName	Inquiries	NameReq	FTPMax	FTPAvg
'1000e86c4e2e	Serial Port Device	10	1	'000b5da2fc27	FSC-MANKAN	10			
'1000e86c4e2e	Serial Port Device	10	1	'001262d111f9		0			
'1000e86c4e2e	Serial Port Device	10	1	'000fde96e65b	K750i-Mankan	0			
'1000e86c4e2e	Serial Port Device	10	1	'1000e816e6ad	Dev1 Ser54	0			
'1000e86c4e2e	Serial Port Device	10	1	'000b5da2fc27	FSC-MANKAN		10		
'1000e86c4e2e	Serial Port Device	10	1	'001262d111f9			10		
'1000e86c4e2e	Serial Port Device	10	1	'000fde96e65b	K750i-Mankan		8		
'1000e86c4e2e	Serial Port Device	10	1	'1000e816e6ad	Dev1 Ser54		10		
'1000e86c4e2e	Serial Port Device	10	1	'1000e816e6ad	Dev1 Ser54			86.960846	84.367844
'1000e86c4e2e	Serial Port Device	10	1	'1000e816e6ad	Dev1 Ser54			86.960846	84.262901
'1000e86c4e2e	Serial Port Device	10	1	'1000e816e6ad	Dev1 Ser54			87.449074	84.633057
'1000e86c4e2e	Serial Port Device	10	10	'000b5da2fc27	FSC-MANKAN	10			
'1000e86c4e2e	Serial Port Device	10	10	'000fde96e65b	K750i-Mankan	0			
'1000e86c4e2e	Serial Port Device	10	10	'001262d111f9	Christians mobil	0			
'1000e86c4e2e	Serial Port Device	10	10	'1000e816e6ad	Dev1 Ser54	0			
'1000e86c4e2e	Serial Port Device	10	10	'000b5da2fc27	FSC-MANKAN		10		
'1000e86c4e2e	Serial Port Device	10	10	'000fde96e65b	K750i-Mankan		10		
'1000e86c4e2e	Serial Port Device	10	10	'001262d111f9	Christians mobile		10		
'1000e86c4e2e	Serial Port Device	10	10	'1000e816e6ad	Dev1 Ser54		6		
'1000e86c4e2e	Serial Port Device	10	10	'1000e816e6ad	Dev1 Ser54			31.802822	30.120914
'1000e86c4e2e	Serial Port Device	10	10	'1000e816e6ad	Dev1 Ser54			32.296532	30.614923
'1000e86c4e2e	Serial Port Device	10	10	'1000e816e6ad	Dev1 Ser54			31.305902	29.141573
'1000e86c4e2e	Serial Port Device	10	15	'001262d111f9	Christians mobil	10			
'1000e86c4e2e	Serial Port Device	10	15	'000b5da2fc27	FSC-MANKAN	0			
'1000e86c4e2e	Serial Port Device	10	15	'000fde96e65b	K750i-Mankan	0			
'1000e86c4e2e	Serial Port Device	10	15	'1000e816e6ad		0			
'1000e86c4e2e	Serial Port Device	10	15	'001262d111f9	Christians mobile		9		
'1000e86c4e2e	Serial Port Device	10	15	'000b5da2fc27	FSC-MANKAN		10		
'1000e86c4e2e	Serial Port Device	10	15	'000fde96e65b	K750i-Mankan		10		
'1000e86c4e2e	Serial Port Device	10	15	'1000e816e6ad			1		
'1000e86c4e2e	Serial Port Device	10	15	'1000e816e6ad				7.949915	5.064060

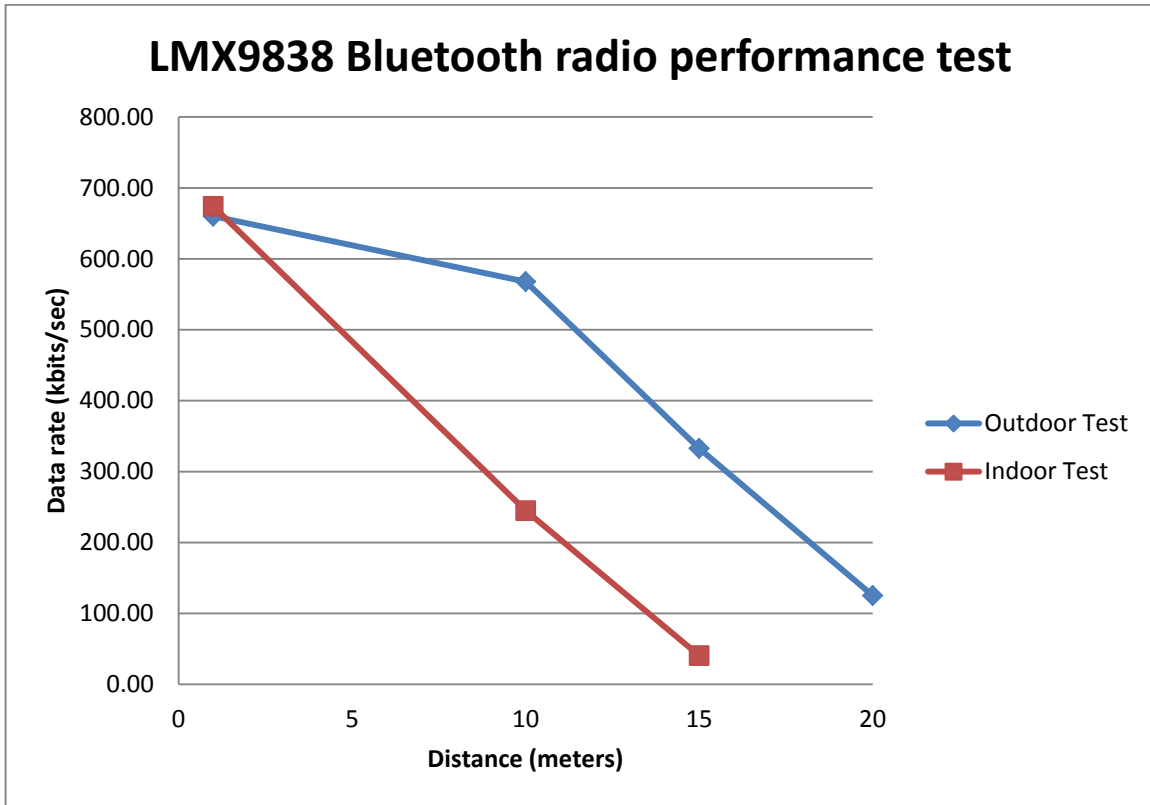
2.5.2 Outdoor tests

A connection was successfully established up to 20m outdoors.

LMX9838EVB v.1 full s.nr.3

LocalBDAAddr	LocalName	Num of Inquiries	Range	DevAddr	DevName	Inquiries	NameReq	FTPMax	FTPAvg
'1000e86c4e2e	Serial Port Device	10	1	'001262d111f9	Christians mobile	10			
'1000e86c4e2e	Serial Port Device	10	1	'000b5da2fc27	FSC-MANKAN	0			
'1000e86c4e2e	Serial Port Device	10	1	'000fde96e65b	K750i-Mankan	0			
'1000e86c4e2e	Serial Port Device	10	1	'00121cf0d55e		0			
'1000e86c4e2e	Serial Port Device	10	1	'1000e816e6ad	Dev1 Ser54	0			
'1000e86c4e2e	Serial Port Device	10	1	'001262d111f9	Christians mobile		10		
'1000e86c4e2e	Serial Port Device	10	1	'000b5da2fc27	FSC-MANKAN		10		
'1000e86c4e2e	Serial Port Device	10	1	'000fde96e65b	K750i-Mankan		10		
'1000e86c4e2e	Serial Port Device	10	1	'00121cf0d55e			0		
'1000e86c4e2e	Serial Port Device	10	1	'1000e816e6ad	Dev1 Ser54		10		
'1000e86c4e2e	Serial Port Device	10	1	'1000e816e6ad	Dev1 Ser54			85.967003	82.453178
'1000e86c4e2e	Serial Port Device	10	1	'1000e816e6ad	Dev1 Ser54			86.960846	82.505013
'1000e86c4e2e	Serial Port Device	10	1	'1000e816e6ad	Dev1 Ser54			85.967003	82.101807
'1000e86c4e2e	Serial Port Device	10	10	'000fde96e65b	K750i-Mankan	10			
'1000e86c4e2e	Serial Port Device	10	10	'001262d111f9	Christians mobile	0			
'1000e86c4e2e	Serial Port Device	10	10	'000b5da2fc27	FSC-MANKAN	0			
'1000e86c4e2e	Serial Port Device	10	10	'1000e816e6ad	Dev1 Ser54	0			
'1000e86c4e2e	Serial Port Device	10	10	'00121cf0d55e		0			
'1000e86c4e2e	Serial Port Device	10	10	'000fde96e65b	K750i-Mankan		10		
'1000e86c4e2e	Serial Port Device	10	10	'001262d111f9	Christians mobile		10		
'1000e86c4e2e	Serial Port Device	10	10	'000b5da2fc27	FSC-MANKAN		10		
'1000e86c4e2e	Serial Port Device	10	10	'1000e816e6ad	Dev1 Ser54		10		
'1000e86c4e2e	Serial Port Device	10	10	'00121cf0d55e			0		
'1000e86c4e2e	Serial Port Device	10	10	'1000e816e6ad	Dev1 Ser54			72.542976	71.758072
'1000e86c4e2e	Serial Port Device	10	10	'1000e816e6ad	Dev1 Ser54			73.039848	70.962730
'1000e86c4e2e	Serial Port Device	10	10	'1000e816e6ad	Dev1 Ser54			72.550186	70.847809
'1000e86c4e2e	Serial Port Device	10	15	'000b5da2fc27	FSC-MANKAN	10			
'1000e86c4e2e	Serial Port Device	10	15	'000fde96e65b	K750i-Mankan	0			
'1000e86c4e2e	Serial Port Device	10	15	'001262d111f9	Christians mobile	0			
'1000e86c4e2e	Serial Port Device	10	15	'1000e816e6ad	Dev1 Ser54	0			
'1000e86c4e2e	Serial Port Device	10	15	'00121cf0d55e		0			
'1000e86c4e2e	Serial Port Device	10	15	'000b5da2fc27	FSC-MANKAN		8		
'1000e86c4e2e	Serial Port Device	10	15	'000fde96e65b	K750i-Mankan		5		
'1000e86c4e2e	Serial Port Device	10	15	'001262d111f9	Christians mobile		9		
'1000e86c4e2e	Serial Port Device	10	15	'1000e816e6ad	Dev1 Ser54		10		
'1000e86c4e2e	Serial Port Device	10	15	'00121cf0d55e			2		
'1000e86c4e2e	Serial Port Device	10	15	'1000e816e6ad	Dev1 Ser54			42.436344	42.052986
'1000e86c4e2e	Serial Port Device	10	15	'1000e816e6ad	Dev1 Ser54			42.735043	41.597340
'1000e86c4e2e	Serial Port Device	10	15	'1000e816e6ad	Dev1 Ser54			42.233925	40.615814
1000e86c4e2e	Serial Port Device	10	20	'001262d111f9	Christians mobile	9			
'1000e86c4e2e	Serial Port Device	10	20	'1000e816e6ad		8			
'1000e86c4e2e	Serial Port Device	10	20	'000b5da2fc27	FSC-MANKAN	0			
'1000e86c4e2e	Serial Port Device	10	20	'000fde96e65b	K750i-Mankan	0			
'1000e86c4e2e	Serial Port Device	10	20	'00121cf0d55e	KD-BT1	0			
'1000e86c4e2e	Serial Port Device	10	20	'001262d111f9	Christians mobile		10		
'1000e86c4e2e	Serial Port Device	10	20	'1000e816e6ad			5		
'1000e86c4e2e	Serial Port Device	10	20	'000b5da2fc27	FSC-MANKAN		10		
'1000e86c4e2e	Serial Port Device	10	20	'000fde96e65b	K750i-Mankan		10		
'1000e86c4e2e	Serial Port Device	10	20	'00121cf0d55e	KD-BT1		1		
'1000e86c4e2e	Serial Port Device	10	20	'1000e816e6ad				17.887310	14.818055
'1000e86c4e2e	Serial Port Device	10	20	'1000e816e6ad				18.384180	15.647936
'1000e86c4e2e	Serial Port Device	10	20	'1000e816e6ad				19.379845	16.598692

2.6 Tests graphs



2.7 Summary

Achieving a successful test indoors was more dependent of the exact placement of the two devices in relation to each other which was probably due to reflected emissions from walls and humans. Successful connections from distances longer than 10m were not stable.

IMPORTANT NOTICE FOR TI REFERENCE DESIGNS

Texas Instruments Incorporated ("TI") reference designs are solely intended to assist designers ("Buyers") who are developing systems that incorporate TI semiconductor products (also referred to herein as "components"). Buyer understands and agrees that Buyer remains responsible for using its independent analysis, evaluation and judgment in designing Buyer's systems and products.

TI reference designs have been created using standard laboratory conditions and engineering practices. **TI has not conducted any testing other than that specifically described in the published documentation for a particular reference design.** TI may make corrections, enhancements, improvements and other changes to its reference designs.

Buyers are authorized to use TI reference designs with the TI component(s) identified in each particular reference design and to modify the reference design in the development of their end products. HOWEVER, NO OTHER LICENSE, EXPRESS OR IMPLIED, BY ESTOPPEL OR OTHERWISE TO ANY OTHER TI INTELLECTUAL PROPERTY RIGHT, AND NO LICENSE TO ANY THIRD PARTY TECHNOLOGY OR INTELLECTUAL PROPERTY RIGHT, IS GRANTED HEREIN, including but not limited to any patent right, copyright, mask work right, or other intellectual property right relating to any combination, machine, or process in which TI components or services are used. Information published by TI regarding third-party products or services does not constitute a license to use such products or services, or a warranty or endorsement thereof. Use of such information may require a license from a third party under the patents or other intellectual property of the third party, or a license from TI under the patents or other intellectual property of TI.

TI REFERENCE DESIGNS ARE PROVIDED "AS IS". TI MAKES NO WARRANTIES OR REPRESENTATIONS WITH REGARD TO THE REFERENCE DESIGNS OR USE OF THE REFERENCE DESIGNS, EXPRESS, IMPLIED OR STATUTORY, INCLUDING ACCURACY OR COMPLETENESS. TI DISCLAIMS ANY WARRANTY OF TITLE AND ANY IMPLIED WARRANTIES OF MERCHANTABILITY, FITNESS FOR A PARTICULAR PURPOSE, QUIET ENJOYMENT, QUIET POSSESSION, AND NON-INFRINGEMENT OF ANY THIRD PARTY INTELLECTUAL PROPERTY RIGHTS WITH REGARD TO TI REFERENCE DESIGNS OR USE THEREOF. TI SHALL NOT BE LIABLE FOR AND SHALL NOT DEFEND OR INDEMNIFY BUYERS AGAINST ANY THIRD PARTY INFRINGEMENT CLAIM THAT RELATES TO OR IS BASED ON A COMBINATION OF COMPONENTS PROVIDED IN A TI REFERENCE DESIGN. IN NO EVENT SHALL TI BE LIABLE FOR ANY ACTUAL, SPECIAL, INCIDENTAL, CONSEQUENTIAL OR INDIRECT DAMAGES, HOWEVER CAUSED, ON ANY THEORY OF LIABILITY AND WHETHER OR NOT TI HAS BEEN ADVISED OF THE POSSIBILITY OF SUCH DAMAGES, ARISING IN ANY WAY OUT OF TI REFERENCE DESIGNS OR BUYER'S USE OF TI REFERENCE DESIGNS.

TI reserves the right to make corrections, enhancements, improvements and other changes to its semiconductor products and services per JESD46, latest issue, and to discontinue any product or service per JESD48, latest issue. Buyers should obtain the latest relevant information before placing orders and should verify that such information is current and complete. All semiconductor products are sold subject to TI's terms and conditions of sale supplied at the time of order acknowledgment.

TI warrants performance of its components to the specifications applicable at the time of sale, in accordance with the warranty in TI's terms and conditions of sale of semiconductor products. Testing and other quality control techniques for TI components are used to the extent TI deems necessary to support this warranty. Except where mandated by applicable law, testing of all parameters of each component is not necessarily performed.

TI assumes no liability for applications assistance or the design of Buyers' products. Buyers are responsible for their products and applications using TI components. To minimize the risks associated with Buyers' products and applications, Buyers should provide adequate design and operating safeguards.

Reproduction of significant portions of TI information in TI data books, data sheets or reference designs is permissible only if reproduction is without alteration and is accompanied by all associated warranties, conditions, limitations, and notices. TI is not responsible or liable for such altered documentation. Information of third parties may be subject to additional restrictions.

Buyer acknowledges and agrees that it is solely responsible for compliance with all legal, regulatory and safety-related requirements concerning its products, and any use of TI components in its applications, notwithstanding any applications-related information or support that may be provided by TI. Buyer represents and agrees that it has all the necessary expertise to create and implement safeguards that anticipate dangerous failures, monitor failures and their consequences, lessen the likelihood of dangerous failures and take appropriate remedial actions. Buyer will fully indemnify TI and its representatives against any damages arising out of the use of any TI components in Buyer's safety-critical applications.

In some cases, TI components may be promoted specifically to facilitate safety-related applications. With such components, TI's goal is to help enable customers to design and create their own end-product solutions that meet applicable functional safety standards and requirements. Nonetheless, such components are subject to these terms.

No TI components are authorized for use in FDA Class III (or similar life-critical medical equipment) unless authorized officers of the parties have executed an agreement specifically governing such use.

Only those TI components that TI has specifically designated as military grade or "enhanced plastic" are designed and intended for use in military/aerospace applications or environments. Buyer acknowledges and agrees that any military or aerospace use of TI components that have **not** been so designated is solely at Buyer's risk, and Buyer is solely responsible for compliance with all legal and regulatory requirements in connection with such use.

TI has specifically designated certain components as meeting ISO/TS16949 requirements, mainly for automotive use. In any case of use of non-designated products, TI will not be responsible for any failure to meet ISO/TS16949.